

**TOWN OF LAC DU BONNET**

**BY-LAW 121/11**

**Being a by-law of the Town of Lac du Bonnet for establishing mill rates, impose taxes and set a due date for payment of taxes for the year 2011.**

**WHEREAS** subsection 304(1) of The Municipal Act provides as follows:

304(1) No later than May 15 of each year, after adopting its operating budget for the year, a council must by by-law

- (a) set a rate or rates of tax sufficient to raise
  - (i) the revenue to be raised by property taxes as set out in the operating budget, and
  - (ii) the revenue to be raised in the year to pay for a local improvement or special service and to pay the requisitions payable by the municipality;
- (b) impose taxes
  - (i) in accordance with the tax rate or rates set under clause (a) on the portioned value of each assessable property in the municipality that is liable under *The Municipal Assessment Act* to that tax, and
  - (ii) where the tax is in respect of a local improvement or special service, in accordance with the local improvement or special services by-law; and
- (c) set a due date for payment of the taxes.

**AND WHEREAS** the Town of Lac du Bonnet has made estimates of all sums required by the Corporation for the year 2011 which estimates are attached hereto as Schedule "A" of this by-law and for part thereof;

**AND WHEREAS** it is in the best interest of the Town of Lac du Bonnet to fix rates of taxation for the purposes aforesaid and the time for payment of all rates and taxes so fixed and levied;

**NOW THEREFORE** the Council of the Town of Lac du Bonnet in open Council duly assembled enacts as follows;

1. **THAT** the estimates of the Town of Lac du Bonnet of all sums required for the lawful purpose of the Corporation for the year 2011 as set forth in Schedule "A" hereto attached and identified by the signatures of the Head of Council and the Chief Administrative Officer, and are hereby approved and adopted;
2. **THAT** the following respective rates of so much on the dollar be and are hereby levied for the year 2011 upon the assessed value of all the rateable properties in the municipality respectively liable therefore according to the latest revised assessment roll for the uncontrollable purposes of the Corporation which said rates, assessed values and sums required are set out in Schedule "A" viz
  - a) The following Foundation Levy rates of so many mills on the dollar levied under Sections 182 and 183 of "The Public Schools Act" as shown in Schedule "A" viz;

P/M – Foundation – Other Levy 12.33 mills

- b) The following respectable rate of so many mills on the dollar levied under section 187 of "The Public Schools Act" as shown in Schedule "A" vis;

Sunrise School Division      Levy    16.49 mills

- c) A general rate of 1.93 mills on the dollar to provide for the amount due and payable in the year 2011 on debentures issued under by-law 32/04 as set out in Schedule "A" thereof;
- d) A general rate of 1.12 mills on the dollar to provide for the amount due and payable in the year 2011 on debentures issued under by-law 103/10 as set out in Schedule "A" thereof.
- e) A general rate of 0.81 mills on the dollar to provide for the amount due and payable in the year 2011 on debentures issued under by-law 116/10 as set out in Schedule "A" thereof.
- f) A general rate of 18.06 mills on the dollar be and is hereby levied for the year 2011 on the assessed value of all the rateable properties in the municipality liable therefor, according to the latest revised assessment roll thereof, to provide for the payment of the amounts estimated as required for the general controllable purposes of the purposes of the corporation viz;
- g) A special rate of 0.28 mills on the dollar be and is hereby levied for the year 2011 on the assessed value of all the rateable properties in the municipality liable therefor, as provided in by-law 554/92 of the municipality to provide for the Lac du Bonnet Regional Library as set out in Schedule "A";
- h) A special rate of 0.15 mills on the dollar be and is hereby levied for the year 2011 on the assessed value of all the rateable properties in the municipality liable therefor, as provided in by-law 560/93 of the municipality to provide for the Recreation District as set out in Schedule "A";
- i) A special rate of 0.18 mills on the dollar be and is hereby levied for the year 2011 on the assessed value of all the rateable properties in the municipality liable therefor, as provided in by-law 330/82 of the municipality to provide for the Arena as set out in Schedule "A";
- j) A special rate of 1.67 mills on the dollar be and is hereby levied for the year 2011 on the assessed value of all the rateable properties in the municipality liable therefor, as provided in by-law 17/02 of the municipality to provide for the Lac du Bonnet Fire Department as set out in Schedule "A";
- k) A special rate of 0.18 mills on the dollar be and is hereby levied for the year 2011 on the assessed value of all the rateable properties in the municipality liable therefor, as provided in by-law 299/80 of the municipality to provide for the Community Centre as set out in Schedule "A";

### 3. PAYMENT OF TAXES


- a) **THAT** all taxes and rates imposed in the Town of Lac du Bonnet for the year 2011 shall be deemed to have been imposed and due and payable on the 29<sup>th</sup> day of September, 2011;

b) **THAT** a penalty of 1.25% per month will be charged on all taxes in arrears;

**DONE AND PASSED** by the Council of the Town of Lac du Bonnet duly assembled in the Council Chambers of the Town of Lac du Bonnet in the Province of Manitoba this 25 th day of March, A.D. 2011.

TOWN OF LAC DU BONNET

  
\_\_\_\_\_  
Mayor Bill Campbell

  
\_\_\_\_\_  
Colleen L. Johnson, CMMA

Read a 1<sup>st</sup> time this 14th day of March A.D. 2011

Read a 2<sup>nd</sup> time this 25th day of March A.D. 2011

Read a 3<sup>rd</sup> time this 25th day of March A.D. 2011

FOR: *ALL*

AGAINST: *NONE*

# THE FINANCIAL PLAN

Town of Lac du Bonnet

For the Year 2011

	ATTACHED	NOT APPLICABLE
Page 1 General Operating Fund - Budgeted Revenue and Expenditure	<input checked="" type="checkbox"/>	<input type="checkbox"/>
Page 2 General Operating Fund - Budgeted Revenue	<input checked="" type="checkbox"/>	<input type="checkbox"/>
Page 3 General Operating Fund - Budgeted Expenditure	<input checked="" type="checkbox"/>	<input type="checkbox"/>
Page 4 General Operating Fund - Budgeted Expenditure	<input checked="" type="checkbox"/>	<input type="checkbox"/>
Page 5 General Operating Fund - Budgeted Expenditure	<input checked="" type="checkbox"/>	<input type="checkbox"/>
Page 6 Utility Operating Fund - Budgeted Revenue and Expenditure		
Utility of <u>Town of Lac du Bonnet</u>	<input checked="" type="checkbox"/>	<input type="checkbox"/>
Utility of _____	<input type="checkbox"/>	<input checked="" type="checkbox"/>
Page 7 Local Urban District - Budgeted Revenue and Expenditure		
L.U.D. of _____	<input type="checkbox"/>	<input checked="" type="checkbox"/>
L.U.D. of _____	<input type="checkbox"/>	<input checked="" type="checkbox"/>
L.U.D. of _____	<input type="checkbox"/>	<input checked="" type="checkbox"/>
L.U.D. of _____	<input type="checkbox"/>	<input checked="" type="checkbox"/>
Page 8 Calculation of Tax Levies	<input checked="" type="checkbox"/>	<input type="checkbox"/>
Page 9 Sundry Revenue and Expenditure Analyses	<input checked="" type="checkbox"/>	<input type="checkbox"/>
Page 10 Rural Area and General Municipal Requirements	<input checked="" type="checkbox"/>	<input type="checkbox"/>
Page 11 General Operating Fund - Debenture Debt Charges	<input type="checkbox"/>	<input checked="" type="checkbox"/>
Page 12 Utility Operating Fund - Debenture Debt Charges	<input checked="" type="checkbox"/>	<input type="checkbox"/>
Page 13 Capital Budget (Current Year)	<input checked="" type="checkbox"/>	<input type="checkbox"/>
Page 14 Capital Expenditure Program (Subsequent Five Years)	<input checked="" type="checkbox"/>	<input type="checkbox"/>

**GENERAL OPERATING FUND  
BUDGETED REVENUE AND EXPENDITURE**

Town of Lac du Bonnet



For the Year 2011

**REVENUE**

	Last Year Budgeted	Last Year Actual	This Year Budgeted	Next Year Budgeted
Tax Levy - Page 8	1,693,305.07	1,693,305.14	1,742,702.32	1,710,000.00
Grants in Lieu of Taxes - Page 8	160,120.94	160,120.94	163,474.40	168,000.00
Sub-total	1,853,426.01	1,853,426.08	1,906,176.72	1,878,000.00
Requisitions (deduct) - Page 8	807,008.00	807,008.00	811,475.00	848,000.00
Net Municipal Taxes and Grants in Lieu of Taxes	1,046,418.01	1,046,418.08	1,094,701.72	1,030,000.00
Other Revenue - Page 2	484,667.02	1,432,913.88	513,297.96	612,000.00
Transfers from Accumulated Surplus and Reserves - Page 2			96,400.00	
Total Revenue	1,531,085.03	2,479,331.96	1,704,399.68	1,642,000.00

**EXPENDITURE**

General Government Services	355,700.00	373,866.08	456,200.00	453,200.00
Protective Services	240,500.00	256,893.84	255,312.50	260,000.00
Transportation Services	340,400.00	506,732.58	248,650.00	364,900.00
Environmental Health Services	83,000.00	111,223.53	82,700.00	83,000.00
Public Health and Welfare Services	2,500.00	2,462.43	2,500.00	2,500.00
Environmental Development Services	11,500.00	9,447.30	9,917.00	10,200.00
Economic Development Services	7,857.85	30,537.03	16,068.65	12,750.00
Recreation and Cultural Services	136,626.83	114,465.60	121,730.00	126,730.00
Fiscal Services	277,510.69	989,892.65	352,267.37	294,720.00
Transfers - Deferred Surplus - Page 9 - Reserves - Page 5	72,847.35	82,796.41	156,400.00	34,000.00
Total Basic Expenditure	1,528,442.72	2,478,317.45	1,701,745.52	1,642,000.00
Allowance For Tax Assets - Page 8	2,642.31		2,654.16	
Total Expenditure	1,531,085.03	2,478,317.45	1,704,399.68	1,642,000.00
Net Operating Surplus (Deficit)	0.00	1,014.51	0.00	0.00

Departmental Use Only	Adopted by Resolution of Council	
		(Head of Council)
	<u>March 25</u> 20 <u>11</u>	
		(Chief Administrative Officer)

**GENERAL OPERATING FUND  
BUDGETED REVENUE AND TRANSFERS**

Town of Lac du Bonnet

For the Year 2011

				Last Year Budgeted	Last Year Actual	This Year Budgeted	Next Year Budgeted
Other Revenue							
Taxes Added & Business Tax		410-100-110 & 410-100-130		38,995.85	11,003.18	67,578.96	91,500.00
Licenses	- Business	450-100-100			50.00		
	- Other	<u>Recycle</u> 420-100-140		13,000.00	14,204.12	13,000.00	13,500.00
		<u>Culvert</u> 420-100-235		4,500.00		4,500.00	4,000.00
		<u>Mobile Sign</u> 450-100-111			65.00		
		<u>Police</u> 450-100-150		6,500.00	9,220.32	9,200.00	7,500.00
		<u>Dog</u> 450-100-110		50.00	30.00		
Fines	- Dog	450-100-140		150.00	-200.00	150.00	
Sales of Service	- General Government	420-100-110		4,000.00	5,077.36	5,000.00	4,600.00
	- Protective	420-100-120		17,000.00	22,070.52	22,000.00	17,500.00
	- Transportation	420-100-130		3,500.00	1,963.70	2,000.00	3,000.00
	- Environmental Development - Recycle Boxes, etc.	420-100-145 & 420-100-146		1,000.00	973.00	1,000.00	1,000.00
	- E-waste Stickers	420-100-147		200.00	156.00	200.00	200.00
	- Economic Development			750.00	234.00	500.00	500.00
	- Recreation and Culture	420-100-180		18,000.00	15,008.72	15,000.00	17,500.00
	- Sale of Goods	420-100-190		350.00		350.00	500.00
Rentals	- Vic Toews	420-100-201		2,520.00	2,520.00	2,250.00	2,250.00
	- Food Bank	420-100-202		5,400.00	5,400.00	5,400.00	5,400.00
	- Physiotherapy	420-100-203		4,800.00	4,800.00	4,800.00	4,800.00
Tax and Redemption Penalties		410-100-120		6,000.00	5,020.50	5,000.00	8,000.00
Video Lottery Terminal Transfers		430-100-120		25,000.00	19,028.59	20,000.00	20,000.00
Manitoba Building Fund (Pop. 1009 )		430-100-100		152,000.00	161,360.41	161,000.00	165,000.00
Conditional Transf-	- Federal Government	440-100-100		1,000.00		2,000.00	2,000.00
(Page 9)	- Provincial Government				1,057,315.65		
		430-100-111, 112, 113 & 440-100-110		43,000.00	21,989.00	42,800.00	42,800.00
	Gas Tax	430-100-130		61,447.35	55,070.30	61,450.00	61,450.00
		(Total Page 9)		104,447.35	77,059.30	104,250.00	104,250.00
Other Income	<u>Miscellaneous</u>	490-100-100		10,000.00	11,443.68	10,000.00	5,000.00
	<u>Sale of Land</u>	490-100-130		15,000.00	-8,950.17		14,000.00
	<u>RM - Increase pipe size</u>			503.82	18,060.00	58,119.00	
<b>Total Other Revenue - Page 1</b>				434,667.02	1,432,913.88	513,297.96	492,000.00
Transfers From							
	- Accumulated Surplus						
	- Reserves	- Page 13		50,000.00		96,400.00	120,000.00
<b>Total Transfers - Page 1</b>				50,000.00	0.00	96,400.00	120,000.00
<b>TOTAL OTHER REVENUE AND TRANSFERS - PAGE 8</b>				484,667.02	1,432,913.88	609,697.96	612,000.00

**BUDGETED EXPENDITURE**

Town of Lac du Bonnet

For the Year 2011

		Last Year Budgeted	Last Year Actual	This Year Budgeted	Next Year Budgeted
<b>GENERAL GOVERNMENT SERVICES</b>					
510-100-10**	Legislative	48,000.00	44,881.35	53,000.00	53,000.00
General Administrative					
510-100-115	Chief Administrative Officer and Staff	127,000.00	124,801.08	127,000.00	130,000.00
	Office	30,000.00	54,801.60	50,000.00	50,000.00
	Amortization Expense - Capital Assets		14,506.78		
510-200-210	Legal	8,000.00	10,529.88	6,000.00	7,500.00
	Union			100,000.00	100,000.00
	Mediation			10,000.00	
510-200-220	Audit	7,500.00	7,543.50	6,500.00	6,500.00
510-200-230	Assessment	23,000.00	22,311.00	22,000.00	23,000.00
510-200-235	Annexation	1,000.00			
510-200-205	Advertising	2,200.00	2,073.01	2,200.00	2,200.00
510-200-240	Taxation	7,000.00	9,594.60	7,000.00	7,000.00
510-900-920	Other General Government	500.00	1,150.09	500.00	500.00
510-400-310	Elections	6,500.00	4,918.26	1,000.00	1,000.00
510-400-320	Conventions	2,500.00	4,140.38	4,000.00	4,000.00
510-400-330	Damage Claims and Liability Insurance	58,000.00	35,390.27	36,000.00	36,000.00
510-400-340	Intergovernmental Relations	9,000.00	5,846.50	4,500.00	6,000.00
510-400-340	Grants	6,000.00	10,866.93	6,000.00	6,000.00
510-400-361	Professional Development	5,500.00	4,962.15	5,500.00	5,500.00
510-110-130	Unallocated Employee Benefits	39,000.00	40,548.70	40,000.00	40,000.00
<b>SUB-TOTAL GENERAL GOVERNMENT SERVICES</b>		<b>380,700.00</b>	<b>398,866.08</b>	<b>481,200.00</b>	<b>478,200.00</b>
510-900-990	Recoveries (deduct) - Utility	-25,000.00	-25,000.00	-25,000.00	-25,000.00
<b>TOTAL GOVERNMENT SERVICES - TO PAGE 1</b>		<b>355,700.00</b>	<b>373,866.08</b>	<b>456,200.00</b>	<b>453,200.00</b>
<b>PROTECTIVE SERVICES</b>					
520-200-100	Police	138,000.00	144,983.77	145,000.00	145,000.00
520-100-110	Fire Salaries	28,000.00	38,379.87	38,000.00	38,000.00
520-400-110	Materials & Supplies	34,000.00	30,990.28	34,000.00	35,000.00
520-200-112	Fire Inspections		629.70	1,000.00	1,000.00
520-200-130	Emergency Measures Organization	10,000.00	7,822.95	10,562.50	11,000.00
520-200-120	911	3,000.00	2,926.10	3,000.00	3,000.00
	Amortization Expense - Capital Assets		3,150.00		
520-200-200	Handivan	25,000.00	23,961.94	22,000.00	25,000.00
520-200-125	Lot Grading		2,437.55		
520-100-260	Animal and Pest Control - Salaries	1,000.00	848.60	1,000.00	1,000.00
520-400-260	Animal and Pest Control - Materials & Supplies	1,500.00	763.08	750.00	1,000.00
<b>TOTAL PROTECTIVE SERVICES - TO PAGE 1</b>		<b>240,500.00</b>	<b>256,893.84</b>	<b>255,312.50</b>	<b>260,000.00</b>
<b>TRANSPORTATION SERVICES</b>					
Road Transport					
Administration					
530-200-100	Engineering	10,800.00	2,178.57	5,000.00	5,000.00
Roads and Streets					
Unallocated Costs - Equipment Operators' Wages and					
530-110-100	- Public Works Holiday Time	14,000.00	16,878.08	15,000.00	15,000.00
530-110-101	- Public Works Sick Time	10,700.00	16,314.42	10,000.00	10,000.00
530-400-111	- Equipment Fuel	16,500.00	16,348.64	15,000.00	16,500.00
530-400-115	- Equipment Maintenance	12,000.00	20,318.40	10,000.00	25,000.00
530-200-116	- Equip. Insurance and Registration	6,500.00	6,486.45	6,500.00	6,500.00
530-100-240	- Workshop and Yard Operations	36,000.00	33,575.12	27,000.00	35,000.00
530-100-241	- Additional summer labour	5,000.00	47.74		
530-300-116	- Propane heat for shop	17,750.00	9,280.17	10,000.00	10,000.00
530-100-130	Road Maintenance - Labour	8,000.00	16,306.19	5,000.00	17,000.00
530-400-131	- Materials	12,000.00	15,278.16	9,000.00	16,000.00
530-200-131	- Smith Road	5,200.00	1,460.63	2,500.00	1,750.00
<b>Transportation Services Sub-Total Forward to Page 4</b>		<b>154,450.00</b>	<b>154,472.57</b>	<b>115,000.00</b>	<b>157,750.00</b>

**BUDGETED EXPENDITURE**

Town of Lac du Bonnet

For the Year 2011

		Last Year Budgeted	Last Year Actual	This Year Budgeted	Next Year Budgeted
Transportation Services Sub-Total Forward from Page 3		154,450.00	154,472.57	115,000.00	157,750.00
530-200-132	Leslie Avenue Extension	7,250.00	4,588.32	2,000.00	5,000.00
530-100-135	Streets	3,500.00	271.01	3,500.00	3,200.00
530-400-165	Minnewawa Drain	20,000.00	20,000.00	20,000.00	20,000.00
530-200-133	Asphalt	59,000.00	59,800.00	60,000.00	75,000.00
530-100-150	Sidewalks and Boulevards	3,550.00	9,512.15	3,000.00	10,000.00
530-100-160	Ditches and Road Drainage	28,000.00	36,860.84		40,000.00
530-200-160					
530-00-170	Flood 2010 May		46,316.95		
530-00-180	Street Cleaning	8,000.00	121.68	3,200.00	2,500.00
530-100-190	Snow and Ice Remova - Labour	5,500.00	9,304.72	10,000.00	10,000.00
530-200-190	- Contract Services	13,500.00	10,240.96	4,500.00	10,000.00
530-400-191	- Materials	8,700.00	2,221.71	2,000.00	2,500.00
530-400-160	Culverts	8,500.00	7,246.83	5,000.00	7,500.00
530-200-210	Street Lighting	17,000.00	16,753.20	17,000.00	17,000.00
530-00-230	Traffic Services	1,500.00	2,390.31	1,500.00	2,500.00
	Amortization - Capital Assets		124,681.33		
530-200-241	Airport	1,950.00	1,950.00	1,950.00	1,950.00
TOTAL TRANSPORTATION SERVICES - TO PAGE 1		340,400.00	506,732.58	248,650.00	364,900.00
<b>ENVIRONMENTAL HEALTH SERVICES</b>					
Garbage and Waste Collection					
540-100-100	Garbage Collection	20,000.00	18,945.58	20,000.00	20,000.00
540-400-100		30,000.00	29,745.89	30,000.00	30,000.00
540-00-105	Recycling Collection				
Other Environmental Health					
540-00-130	Municipal Wells				
540-200-100	Pinawa Landfill	30,000.00	28,192.20	30,000.00	30,000.00
	E-Waste	500.00	20.58	500.00	500.00
	Amortization - Capital Assets		32,072.87		
540-100-150	Other _____ Chipping Site	2,500.00	2,246.41	2,200.00	2,500.00
TOTAL ENVIRONMENTAL HEALTH SERVICES - TO PAGE 1		83,000.00	111,223.53	82,700.00	83,000.00
<b>PUBLIC HEALTH AND WELFARE SERVICES</b>					
Public Health					
550-200-110	Cemeteries	1,500.00	1,586.00	1,500.00	1,500.00
550-900-190	Social Welfare Assistance	1,000.00	876.43	1,000.00	1,000.00
TOTAL PUBLIC HEALTH & WELFARE SERVICES-TO PAGE 1		2,500.00	2,462.43	2,500.00	2,500.00
<b>ENVIRONMENTAL DEVELOPMENT SERVICES</b>					
560-200-100	Planning and Zoning	6,500.00	5,414.00	5,917.00	6,200.00
Community Development					
560-00-130	Beautification and Land Rehabilitation	1,000.00			
560-00-140	Urban Area Weed Control	4,000.00	4,033.30	4,000.00	4,000.00
TOTAL ENVIRONMENTAL DEVELOPMENT SERVICES - TO PAGE 1		11,500.00	9,447.30	9,917.00	10,200.00

BUDGETED EXPENDITURE

Town of Lac du Bonnet

For the Year 2011

ECONOMIC DEVELOPMENT SERVICES

			Last Year Budgeted	Last Year Actual	This Year Budgeted	Next Year Budgeted
570*00-180	Regional Development	Building Incentive	2,157.85	16,938.10	10,068.65	5,250.00
570*00-210	Tourism		5,700.00	13,598.93	6,000.00	7,500.00
TOTAL ECONOMIC DEV. SERVICES - TO PAGE 1			7,857.85	30,537.03	16,068.65	12,750.00

RECREATION AND CULTURAL SERVICES

580-200-100	Recreation		7,300.00	7,316.46	6,560.00	6,560.00
580*00-110	Community Centers and Halls		7,576.94	8,141.46	7,580.00	7,580.00
580*00-120	Swimming Pools and Beaches		4,000.00	13,576.77	8,000.00	8,000.00
580*00-140	Skating Rinks and Arenas		13,000.00	7,971.07	8,500.00	8,500.00
580-100-161	Ball Diamonds			3,423.53	15,000.00	15,000.00
580*00-150	Parks and Playgrounds		31,200.00	22,409.03	30,000.00	35,000.00
580-100-160	Other Recreational Facilities	YouthCentre	4,420.00	4,771.73	4,420.00	4,420.00
580-200-160	Trailer Park		2,000.00		7,000.00	7,000.00
580-100-130	Lifeguard		7,500.00	7,599.35	7,500.00	7,500.00
	Seniors Housing		1,300.00			
580-100-155	LaVerandrye Boatlaunch		7,560.00	2,199.74	3,200.00	3,200.00
580-200-170	Museums	RM - Sno/mo-MHAC-Misc.	1,800.00	1,467.56	1,800.00	1,800.00
580-200-180	Libraries		12,169.89	12,183.23	12,170.00	12,170.00
580-200-190	Other Cultural Facilities	Never Alone Found.	1,800.00		2,500.00	2,500.00
580-900-161	Recreational Lands - Formerly Lakers		30,000.00	1,363.26	2,500.00	2,500.00
	Amortization - Capital Assets			17,042.41		
580*00-190	Communities in Bloom		5,000.00	5,000.00	5,000.00	5,000.00
TOTAL RECREATION & CULTURAL SERV. - TO PAGE 1			136,626.83	114,465.60	121,730.00	126,730.00

FISCAL SERVICES

590-990-992	Transfer to Capital - Page 13		70,000.00		96,693.14	33,270.00
	Transfer to Utility - Page 6			1,147,304.65	194,124.23	200,000.00
	Debenture Debt Charges - Page 11		207,510.69			
	PSAB Adjustment			- 157,412.00		
	Gas Tax				61,450.00	61,450.00
TOTAL FISCAL SERVICES - TO PAGE 1			277,510.69	989,892.65	352,267.37	294,720.00

TRANSFERS

	General Reserve	442/86		5,943.66	60,000.00	
	Specific Reserves:	443/86 Utility Reserve				
		42/04 Hospital Reserve		541.99	60,000.00	
		337/82 Capital Dev.		1,015.39		
		437/86 Fire Equipment	10,000.00	10,372.62		
		41/04 Arena Reserve		523.70	15,000.00	12,600.00
		70/07 Recreational Lands		828.45	20,000.00	20,000.00
		374/83 Equip. Repl		687.21		
		100/10 Airport	1,400.00	1,436.04	1,400.00	1,400.00
		64/07 Gas Tax	61,447.35	61,447.35		
TOTAL TRANSFERS - TO PAGE 1			72,847.35	82,796.41	156,400.00	34,000.00

**UTILITY OPERATING FUND  
BUDGETED REVENUE AND EXPENDITURE**

Town of Lac du Bonnet

For the Year 2011

**REVENUE**

			Last Year Budgeted	Last Year Actual	This Year Budgeted	Next Year Budgeted
750-100-100	WATER CONSUMER SALES	- Residential	90,000.00	98,557.25	125,000.00	125,000.00
750-100-200		- Commercial	30,000.00	45,011.09	40,000.00	40,000.00
750-100-300		- Public	17,500.00	13,278.60	20,000.00	20,000.00
750-100-400		- Institutional	10,000.00	11,887.22	13,000.00	13,000.00
750-100-172		- Bulk Water Sales	60,000.00	71,509.42	75,000.00	75,000.00
750-100-110	SERVICE CHARGES		28,000.00	26,248.60	32,000.00	32,000.00
750-100-105	SEWER CONSUMER SALES	- Residential	20,000.00	19,311.82	22,000.00	22,000.00
750-100-205		- Commercial	6,200.00	9,029.07	10,000.00	10,000.00
750-100-305		- Public	3,800.00	2,907.10	4,000.00	4,000.00
750-100-405		- Institutional	2,500.00	2,811.67	2,800.00	2,800.00
750-100-107	RM LID Tanco Sewer		2,200.00	2,394.62	1,270.00	1,270.00
750-100-181	RM LID Non-Resident		3,000.00	2,922.82	2,852.61	2,852.61
750-100-108	RM LID Glenn Howard		1,200.00	5,835.54	2,500.00	2,500.00
750-100-182	Contribution Revenue Fund		8,000.00	1,147,304.65		

Net Consumer Revenue - Sub Total

282,400.00	1,459,009.47	350,422.61	350,422.61
------------	--------------	------------	------------

750-100-130	Penalties		900.00	960.78	900.00	900.00
750-100-150	Installation Service		250.00		250.00	250.00
750-100-140	Hydrant Revenue		3,200.00	3,200.00	3,200.00	3,200.00
750-100-160	Connection Revenue - Net		3,000.00	2,200.00	5,000.00	5,000.00
750-100-165	On/off Charges			250.00	200.00	200.00
750-100-170	Provincial Grants					
750-100-183	Transfer from Revenue Fund - Page 5		207,510.69		207,510.00	207,510.00
750-100-184	Transfer from Reserves - Utility - Page 13					
750-100-171	Other Revenue			11,135.84		
750-100-180	Gax Tax		61,447.35	61,447.35	61,450.00	61,450.00

TOTAL REVENUE

558,708.04	1,538,203.44	628,932.61	628,932.61
------------	--------------	------------	------------

**EXPENDITURE**

760-11-100	WATER SUPPLY	Administration	30,000.00	32,549.23	30,000.00	30,000.00
		Amortization - Capital Assets		74,175.55		
760-00-110		Customer Billings and Collections	2,500.00	4,019.18	4,000.00	4,000.00
760-00-120		Purification and Treatment	48,000.00	16,792.95	33,500.00	33,500.00
760-00-130		Water Plant	80,000.00	34,776.63	30,000.00	30,000.00
760-00-140		Service of Supply	8,000.00	4,480.20	4,500.00	4,500.00
760-400-170		Water Connections		9,636.10		
760-00-150		Transmissions and Distribution	25,000.00	16,281.11	18,000.00	18,000.00
760-00-160		Other Water Supply Costs	50,000.00	20,776.12	27,500.00	27,500.00
		TOTAL	243,500.00	213,487.07	147,500.00	147,500.00

SEWAGE COLLECTION AND DISPOSAL

770-00-100	Administration		500.00	100.00		
	Amortization Expense - Capital Assets			7,265.88		
	Lagoon		9,500.00		5,000.00	5,000.00
770-00-110	Sewage Collection System		1,500.00	4,458.13	2,000.00	2,000.00
770-00-120	Sewage Lift #1		25,000.00	-3,598.90	4,500.00	4,500.00
770-00-125	Sewage Lift #2		4,500.00	4,243.22	4,300.00	4,300.00
770-00-130	Sewage Treatment and Disposal		1,500.00	6,780.46	2,000.00	2,000.00
770-00-140	Other Sewage Collection and Disposal Costs		3,000.00			
	Psab Adjustments			1,126,817.65		
770-100-150	Connections - Net Loss		40,000.00			
	TOTAL WATER AND SEWER		329,000.00	1,359,553.51	165,300.00	165,300.00

TRANSFER TO CAPITAL - Page 13

		269,508.38	119,508.38
--	--	------------	------------

TRANSFERS TO RESERVES

Utility Reserve Fund

TOTAL

--	--	--	--

Debenture Debt

Debenture Interest Expense

207,510.69		58,567.17	58,567.17
	105,938.43	135,557.06	135,557.06

OTHER LONG-TERM DEBT CHARGES - Page 12

TRANSFERS

Transfer to General Reserve - Utility

22,197.35	72,457.65		150,000.00

TOTAL EXPENDITURE

558,708.04	1,537,949.59	628,932.61	628,932.61
------------	--------------	------------	------------

NET OPERATING SURPLUS (DEFICIT)

0.00	253.85	0.00	0.00
------	--------	------	------

**CALCULATION OF TAX LEVIES**

Town of Lac Du Bonnet

For the Year 2011

	Assessments			Expenditures			M/R Frt	Revenues					
	Taxable	Otherwise Exempt	Grants	Basic	Allowance Tax Assets			Tax Levy	Grants in Lieu of Taxes	Other Revenues and Transfers	Total		
<b>Requisition Taxes:</b>													
Foundation - Other	8,162,440		2,107,890	125,966.00	667.15	126,633.15	12.33	100,642.87	25,990.28		126,633.15		
Special - Sunrise	38,208,250		3,364,200	685,509.00	20.50	685,529.50	16.49	630,053.86	55,475.64		685,529.50		
<b>Total Requisition</b>				811,475.00	687.65	812,162.65	28.82	730,696.73	81,465.92		812,162.65		
<b>Local Urban Districts</b>													
<b>Debenture Debt Charges:</b>													
B/L 32/04	40,438,940	6,796,120	3,364,200	97,242.85	413.72	97,656.57	1.93	91,163.66	6,492.91		97,656.57		
B/L 103/10	40,438,940	6,796,120	3,364,200	56,239.51	431.66	56,671.17	1.12	52,903.27	3,767.90		56,671.17		
B/L 116/10	40,438,940	6,796,120	3,364,200	40,641.87	343.50	40,985.37	0.81	38,260.37	2,725.00		40,985.37		
				194,124.23	1,188.88	195,313.11	3.86						
<b>Special Services Levies:</b>													
Library 554/92	40,438,940		3,364,200	12,169.89	94.98	12,264.87	0.28	11,322.89	941.98		12,264.87		
Recreation District 560/93	40,438,940		3,364,200	6,558.50	11.97	6,570.47	0.15	6,065.84	504.63		6,570.47		
Arena 330/82	40,438,940		3,364,200	7,618.00	266.56	7,884.56	0.18	7,279.00	605.56		7,884.56		
Fire Department 17/02	40,438,940		3,364,200	73,000.00	75.00	73,075.00	1.67	67,462.64	5,612.36		73,075.00		
Community Centre 299/80	40,438,940		3,364,200	7,576.94	307.62	7,884.56	0.18	7,279.00	605.56		7,884.56		
				106,923.33	756.13	107,679.46	2.46						
<b>Deferred Surplus</b>													
General													
Utility													
<b>Reserve Funds</b>													
Capital Replacement 337/82													
Medical/PCH	40,438,940		3,364,200			43,803,140							
Fire Equip. Replacement 437/85													
General 442/86													
Arena 41/04													
Recreational Land 70/07													
Utility 443/86													
Airport 100/10													
<b>General Municipal:</b>													
At Large	40,438,940		3,364,200	791,000.00	21.50	791,021.50	18.06	730,268.90	60,752.60		791,021.50		
Business Tax, Fees				609,697.96		609,697.96				609,697.96	609,697.96		
Other Revenue and Transfers													
Budgeted Deficit													
<b>Total Municipal</b>													
<b>Totals</b>				2,513,220.52	2,654.16	2,515,874.68		1,742,702.32	163,474.40	609,697.96	2,515,874.68		







